

POLITICAL TRANSITION AND CORRUPTION

Lessons from the past and challenges for the future

TI LITHUANIA SUMMER SCHOOL, VILNIUS

8 July, 2014

Miklos Marschall

Deputy Managing Director, Transparency International Secretariat



**Transparency International:
95 chapters
17 in formation / contact groups
31 individual members
Advisory Council**





HOW WE DEFINE CORRUPTION

Corruption is the abuse of entrusted power for private gain

Grand corruption: acts committed at a high level of government that distort policies or the central functioning of the state, enabling leaders to benefit at the expense of the public good.

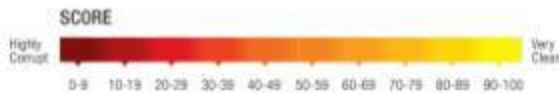
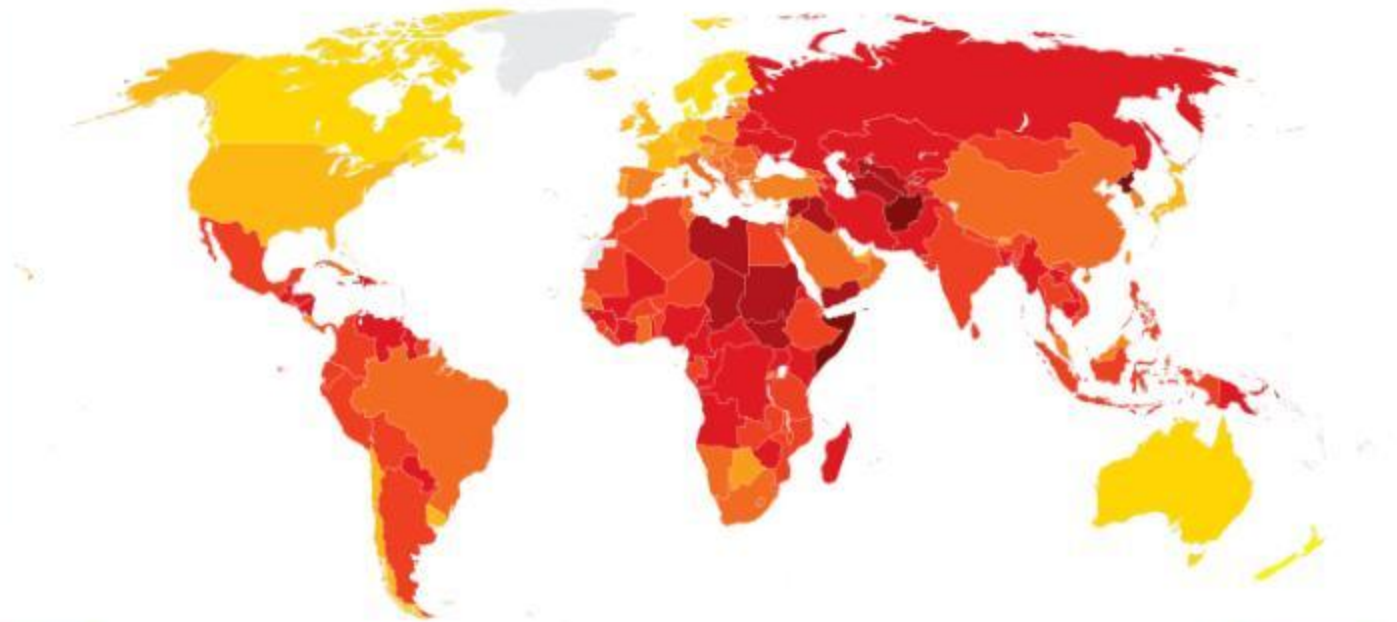
Political corruption: a manipulation of policies, institutions and rules of procedure in the allocation of resources and financing by political decision makers, who abuse their position to sustain their power, status and wealth.

MEASURING CORRUPTION



CORRUPTION PERCEPTIONS INDEX 2013

The perceived levels of public sector corruption in 177 countries/territories around the world.



#stopthecorrupt
www.transparency.org/cpi

© 2013 Transparency International. All rights reserved.

MEASURING CORRUPTION



NIS CORRUPTION 1999-2013



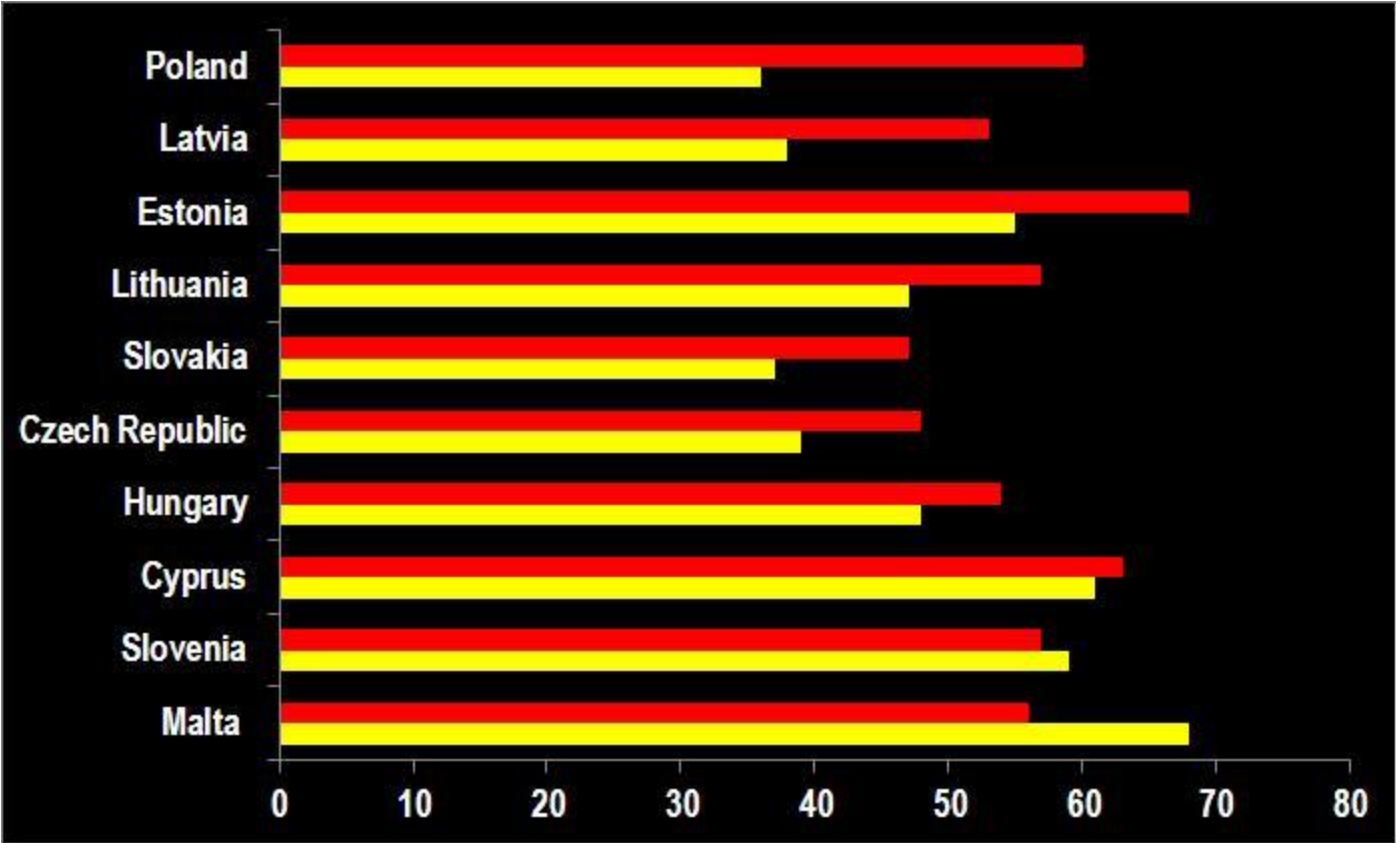
Corruption Perceptions Index 1999 - 2013

	1999	2013		1999	2013	
Albania	23	31		Latvia	34	53
Armenia	25	36		Lithuania	38	57
Azerbaijan	17	28		FYR Macedonia	33	44
Belarus	34	29		Moldova	26	35
BiH	33	42		Poland	42	60
Bulgaria	33	41		Romania	33	43
Croatia	27	48		Russia	24	28
Czech Republic	46	48		Serbia	20	42
Estonia	57	68		Slovakia	37	47
Georgia	23	49		Slovenia	60	57
Hungary	52	54		Tajikistan	18	22
Kazakhstan	23	26		Ukraine	26	25
Kyrgyzstan	22	24		Uzbekistan	18	17



EU – 10, 10 YEARS ON

10 years after the EU-10 joined the EU, corruption seen to have fallen in all but two countries, with Poland showing biggest improvement



HOW THE EU-10 RANKED THEN & NOW

Countries perceived to be least corrupt

01 May 2004

1. Malta
2. Cyprus
3. Slovenia
4. Estonia
5. Hungary
6. Lithuania
7. Czech Republic
8. Latvia
9. Slovakia
10. Poland


01 May 2014

1. Estonia
2. Cyprus
3. Poland
4. Lithuania
5. Slovenia
6. Malta
7. Hungary
8. Latvia
9. Czech Republic
10. Slovakia

Based on Corruption Perceptions Index scores in
(2003 and 2013)
of the ten countries that joined the European Union on
1 May 2004

GLOBAL CORRUPTION BAROMETER 2013

HAVE YOU PAID A BRIBE?



**MORE THAN 1 IN 4 PEOPLE AROUND THE
WORLD REPORT HAVING PAID A BRIBE**




CORRUPTION – GETTING WORSE?

% of respondents who think corruption increased in the last two years

Serbia	8%	Russia	50%
Georgia	12%	Slovakia	56%
Croatia	21%	Czech Republic	57%
Azerbaijan	28%	Ukraine	59%
Latvia	29%	Hungary	61%
Kazakhstan	34%	Slovenia	62%
Bulgaria	35%	Lithuania	64%
FYR Macedonia	41%	Romania	65%
Kyrgyzstan	42%	Albania	66%
Armenia	43%	Kosovo	66%
Estonia	47%	Moldova	69%
		Average	46%

0 = always, 10 = never



UN CONVENTION AGAINST CORRUPTION



First framework for international anti-corruption cooperation now ratified by 171 countries

UNODC runs the review process for UN Convention against Corruption

18 of the G20 countries have ratified UNCAC

Germany, Japan biggest economies yet to ratify





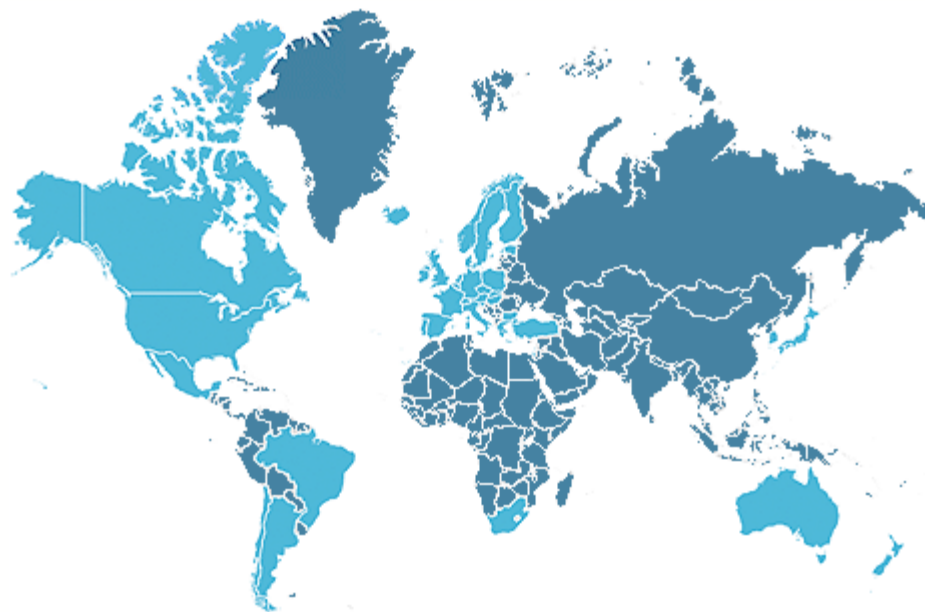
OECD ANTI-BRIBERY CONVENTION

First international law tackling supply side of corruption.

Ratified by 40 countries
representing two thirds of world
exports

21 of these countries doing little
or nothing to enforce it

China banned foreign bribery in
2011, Russia in 2012



■ Not party to the convention

■ Accepted, approved or ratified the convention



www.transparency.org

facebook.com/transparencyinternational

twitter.com/anticorruption

blog.transparency.org

© 2013 Transparency International. All rights reserved.