


# Measuring Corruption: Going beyond numbers



**Santhosh Srinivasan**

@santhosh\_sriniv

TI Summer School, Vilnius, 7-8 July 2015

# **21,000 USD**

**~ 60% earning  
less than 1\$ a day**


**One of the highest  
child mortality rates in  
the world**













When I think of corruption...



# When a lay person thinks of corruption...

## cor·rup·tion

/kə'repSH(ə)n/

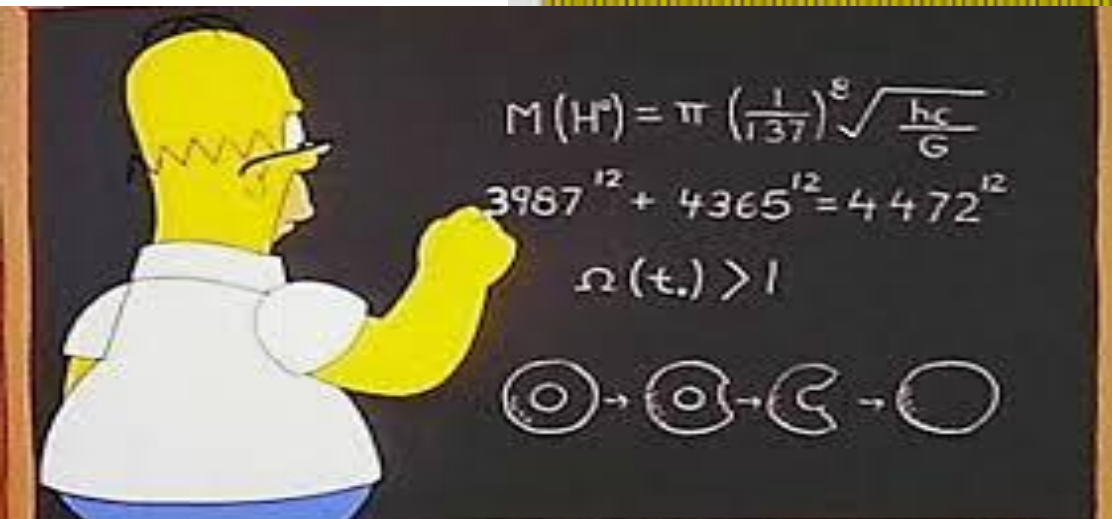
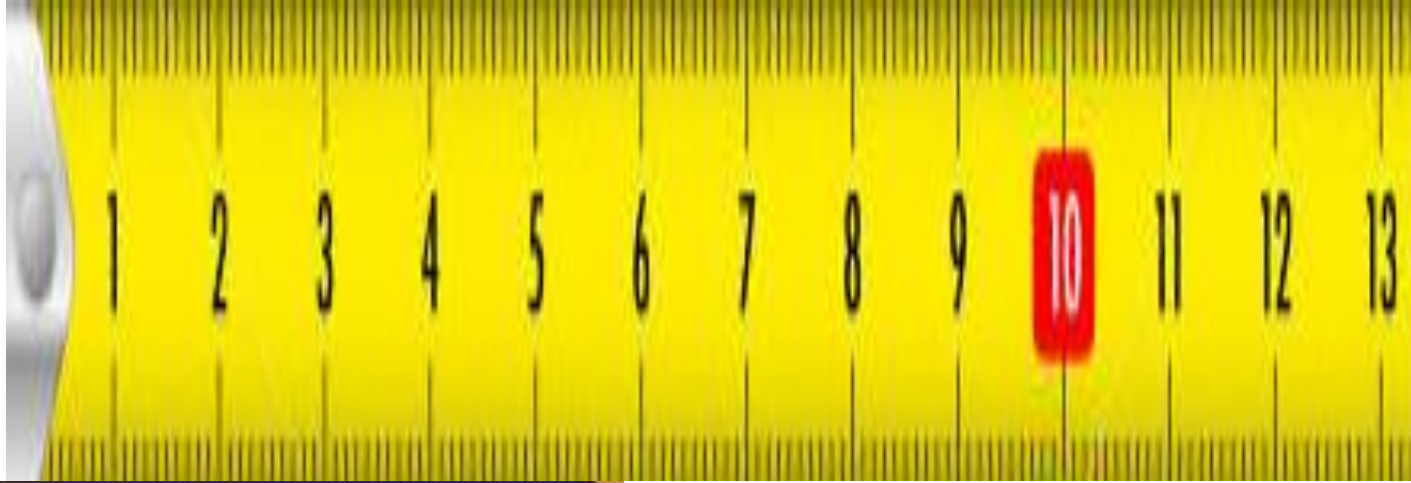
*noun*

1. dishonest or fraudulent conduct by those in power, typically involving bribery.  
"the journalist who wants to expose corruption in high places"  
*synonyms:* dishonesty, unscrupulousness, double-dealing, fraud, fraudulence, misconduct, crime, criminality, wrongdoing; [More](#)



[illegible]

How we  
measure  
Corruption



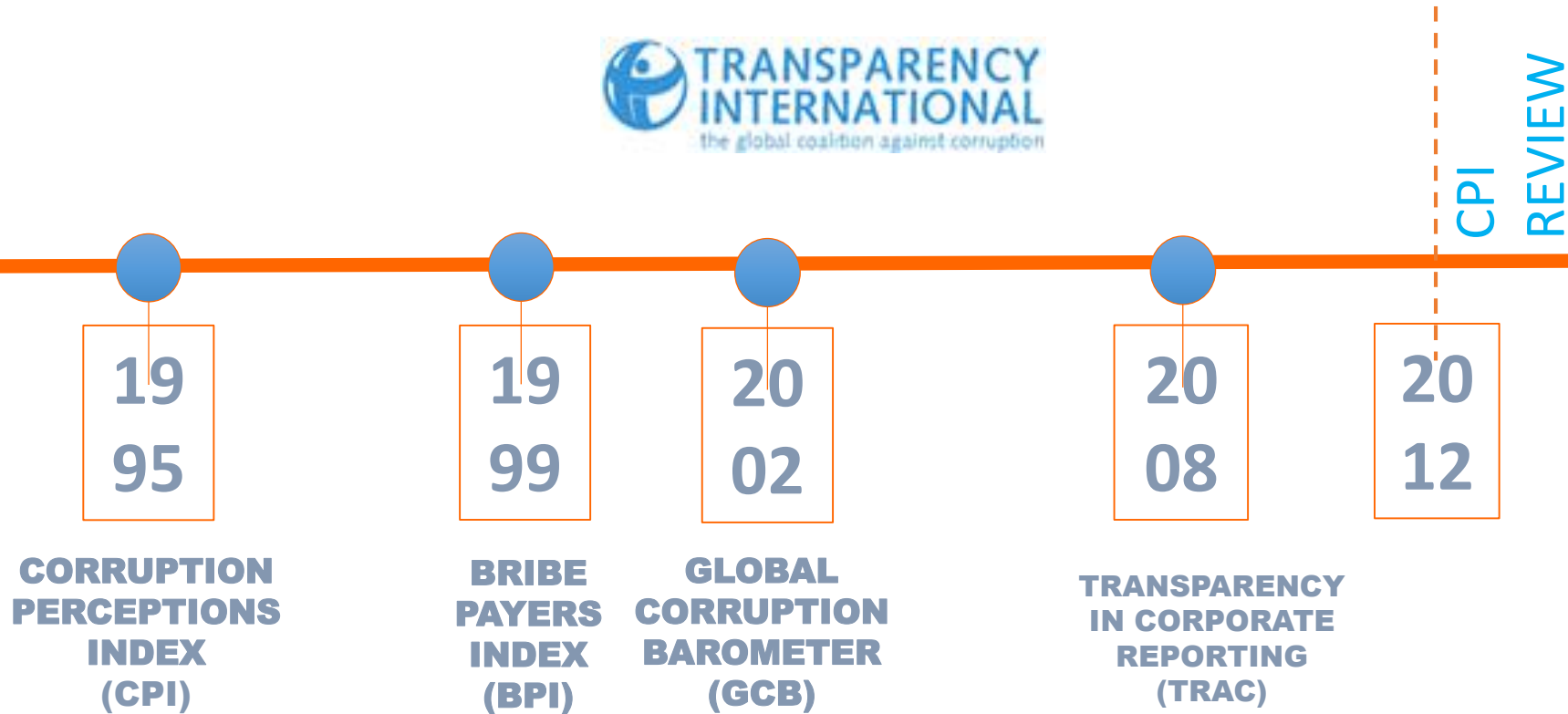
Why numbers  
alone don't tell  
the story

Rethinking  
measurement

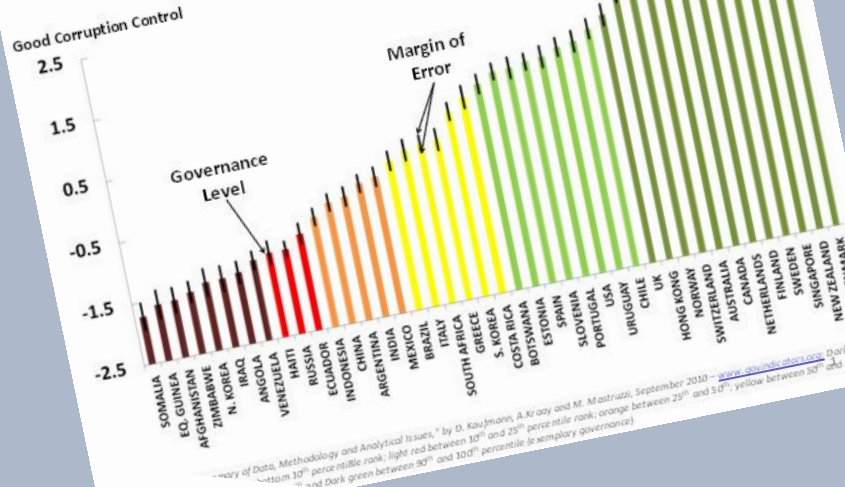




# Corruption Measurement Snapshot



**Figure 1: Control of Corruption in WGI  
Selected Countries, 2009**



**EUROBAROMETER**



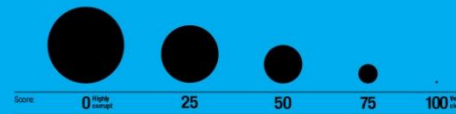
**Business Bribery Risk**

**Fraud and  
corruption –  
the easy option  
for growth?**


Europe, Middle East, India  
and Africa Fraud Survey 2015



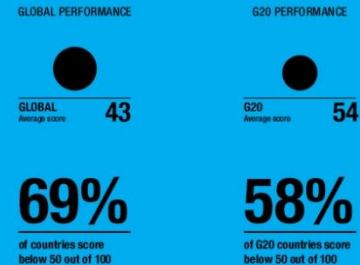
# CORRUPTION PERCEPTIONS INDEX 2014



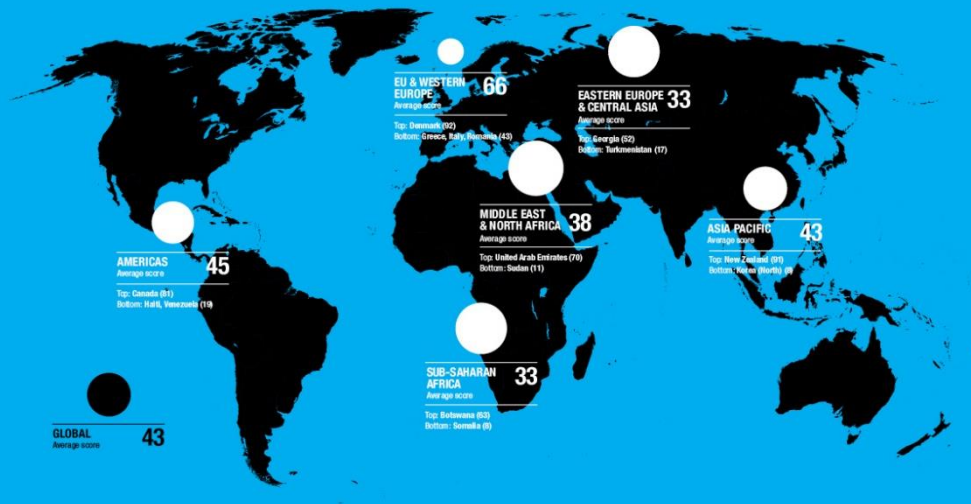
## COUNTRY CONTRAST



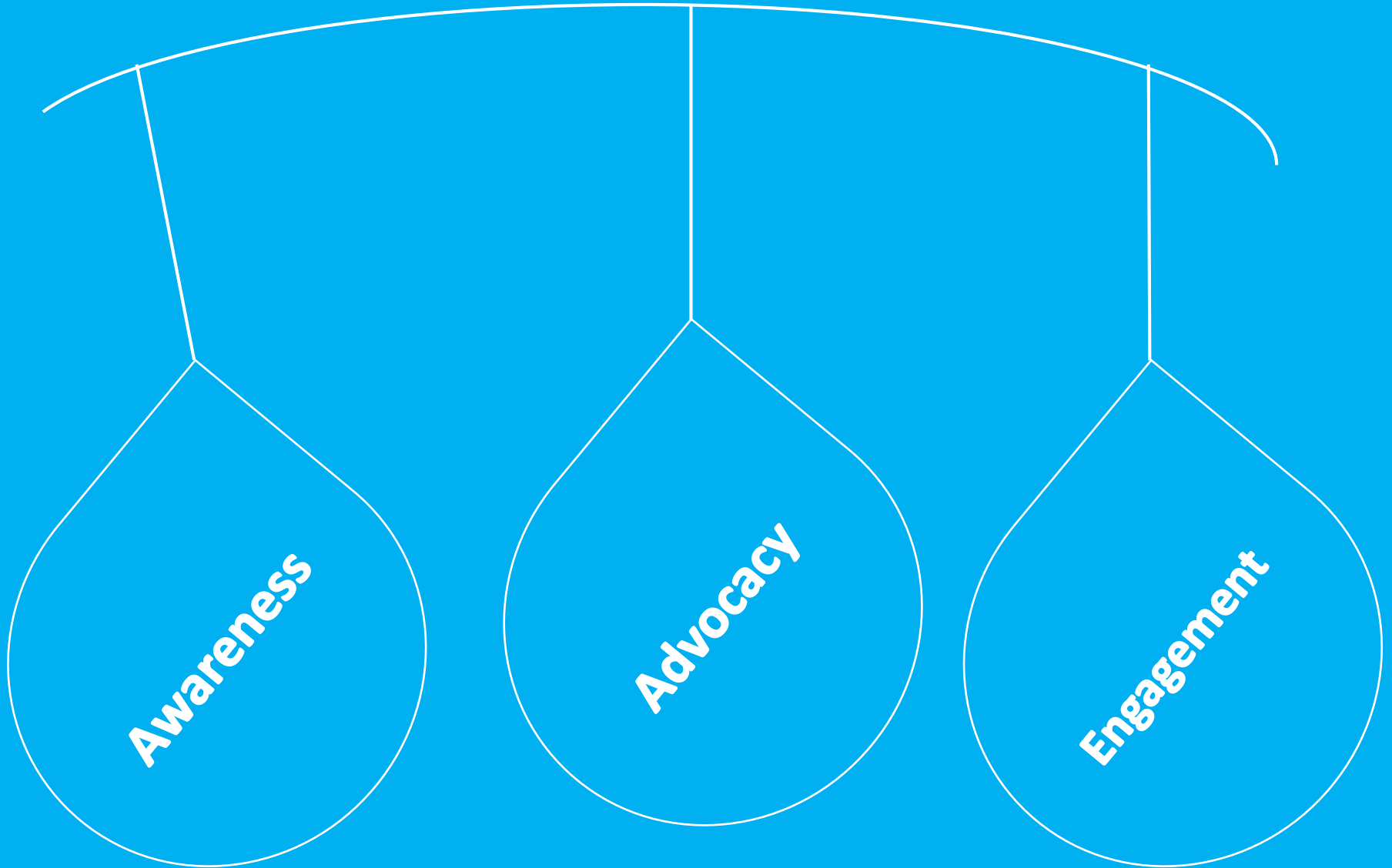
## CORRUPTION PROBLEM



## RESULTS BY REGION



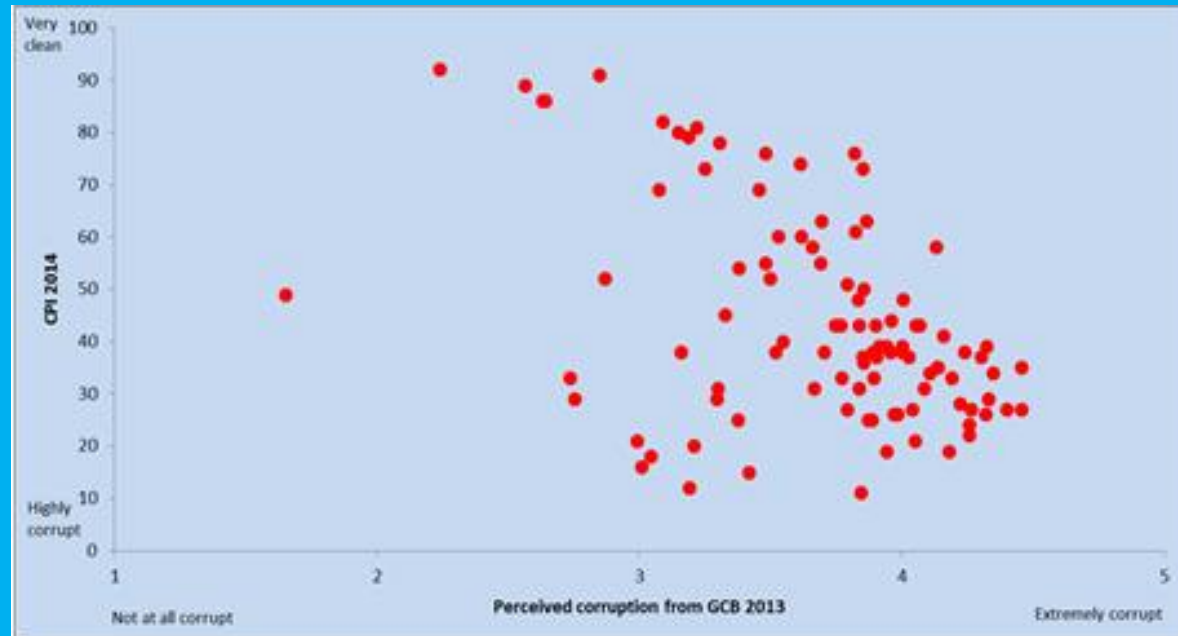
# CORRUPTION PERCEPTIONS INDEX







Why is their  
perception  
important?



***With 20 years of corruption ranking under its belt, the Corruption Perceptions Index has helped to bring conversations around corruption from behind closed doors to taxis, restaurants and the public arenas of the world.***



## GLOBAL CORRUPTION BAROMETER 2013

### HAVE YOU PAID A BRIBE?



**MORE THAN 1 IN 4 PEOPLE AROUND THE  
WORLD REPORT HAVING PAID A BRIBE**

**% OF RESPONDENTS WHO REPORT HAVING PAID BRIBES IN THE PAST  
YEAR TO ANY ONE OF EIGHT SERVICES BY COUNTRY/TERRITORY\***

#### <5%

AUSTRALIA, BELGIUM,  
CANADA, CROATIA,  
DENMARK, FINLAND,  
GEORGIA, JAPAN, KOREA  
(SOUTH), MALAYSIA,  
MALDIVES, NEW ZEALAND,  
NORWAY, PORTUGAL,  
SPAIN, URUGUAY

#### 5–9.9%

BULGARIA, ESTONIA, ITALY,  
SLOVENIA, SWITZERLAND,  
UNITED KINGDOM, UNITED  
STATES

#### 10–14.9%

ARGENTINA, CHILE, EL  
SALVADOR, HUNGARY,

ISRAEL, JAMAICA,  
PALESTINE, PHILIPPINES,  
RWANDA, VANUATU

#### 15–19.9%

ARMENIA, CYPRUS,  
CZECH REPUBLIC,  
KOSOVO, LATVIA,  
MACEDONIA (FYR),  
ROMANIA, SRI LANKA,  
SUDAN, THAILAND, TUNISIA

#### 20–29.9%

BOSNIA AND HERZEGOVINA,  
COLOMBIA, GREECE, IRAQ,  
LITHUANIA, MADAGASCAR,  
MOLDOVA, PAPUA NEW  
GUINEA, PARAGUAY, PERU,  
SERBIA, SLOVAKIA, TURKEY,  
VENEZUELA

#### 30–39.9%

BANGLADESH, BOLIVIA,  
EGYPT, INDONESIA,  
JORDAN, KAZAKHSTAN,  
MEXICO, NEPAL,  
PAKISTAN, SOLOMON  
ISLANDS, SOUTH SUDAN,  
TAIWAN, UKRAINE,  
VIETNAM

#### 40–49.9%

AFGHANISTAN, ALGERIA,  
DEMOCRATIC REPUBLIC OF  
THE CONGO, ETHIOPIA,  
KYRGYZSTAN, MONGOLIA,  
MOROCCO, NIGERIA, SOUTH  
AFRICA

#### 50–74.9%

CAMBODIA, CAMEROON,  
GHANA, INDIA, KENYA, LIBYA,  
MOZAMBIQUE, SENEGAL,  
TANZANIA, UGANDA, YEMEN,  
ZIMBABWE

#### ≥75%

LIBERIA, SIERRA LEONE

\*Services: education system, judiciary, medical and health services, police, registry and permit services, utilities, tax and/or customs, land services.

## GLOBAL CORRUPTION BAROMETER 2013

### DO YOU THINK CORRUPTION HAS INCREASED IN YOUR COUNTRY?

Increased



No change



Decreased



Afghanistan, Albania,  
Algeria, Argentina, Armenia,  
Australia, Azerbaijan, Austria,  
Bangladesh, Belgium,  
Bolivia, Bosnia and  
Herzegovina, Brazil,  
Bulgaria, Burundi,  
Cambodia, Cameroon,  
Canada, Chile, Colombia,  
Croatia, Cyprus, Czech  
Republic, Democratic  
Republic of the Congo,  
Denmark, Egypt, El  
Salvador, Estonia, Ethiopia,  
Fiji, Finland, France,  
Georgia, Germany, Ghana,  
Greece, Hungary, India,  
Indonesia, Iraq, Israel, Italy,  
Jamaica, Japan, Jordan,  
Kazakhstan, Kenya, Korea  
(South), Kosovo, Kyrgyzstan,  
Latvia, Lebanon, Liberia,  
Libya, Lithuania, Luxembourg,  
Macedonia (FYR),  
Madagascar, Malawi,  
Malaysia, Maldives,  
Mexico, Moldova, Mongolia,  
Morocco, Mozambique,  
Nepal, New Zealand,  
Nigeria, Norway, Pakistan,  
Palestine, Papua New  
Guinea, Paraguay, Peru,  
Philippines, Portugal,  
Rwanda, Romania, Russia,  
Senegal, Serbia, Sierra  
Leone, Slovakia, Slovenia,  
Solomon Islands, South  
Africa, South Sudan,  
Sudan, Spain, Sri Lanka,  
Switzerland, Taiwan,  
Tanzania, Thailand, Tunisia,  
Turkey, Uganda, Ukraine,  
United Kingdom, United  
States, Uruguay, Vanuatu,  
Venezuela, Vietnam, Yemen,  
Zambia, Zimbabwe

# 1000 PEOPLE PER COUNTRY

C  
O  
U  
N  
T  
R  
I  
E  
S

PERCEPTIONS,  
EXPERIENCES, ATTITUDES

HUMAN ELEMENT



# REPORTING ON ANTI-CORRUPTION PROGRAMMES

2

# ORGANISATIONAL TRANSPARENCY

3

# COUNTRY- BY-COUNTRY REPORTING

# TRANSPARENCY IN CORPORATE REPORTING

Assessing the World's Largest Companies



## Shades of opacity

The most and least transparent firms, 2013

Company	Country	Industry	Index*
Eni	Italy	Oil & gas	7.3
Vodafone	Britain	Telecoms	6.7
Statoil	Norway	Oil & gas	6.6
BHP Billiton	Australia	Mining	6.1
Banco Santander	Spain	Financials	6.0

Sberbank	Russia	Financials	1.5
Agricultural Bank of China	China	Financials	1.4
Bank of Communications	China	Financials	1.3
Honda	Japan	Consumer goods	1.3
Bank of China	China	Financials	1.0

Source: Transparency International

\*On a scale of 1-10

## CITIZENS IN THE DARK

90

companies

80 companies fail to  
reveal any information  
about tax payments in  
foreign countries

0

Chinese  
companies

disclose any financial data in  
any of the 54 foreign countries  
in which they operate

## BANNING BRIBES

11/13

UK companies

now ban facilitation  
payments. But a total  
of 68 companies do not  
prohibit the practice

## MONEY & POLITICS

65

companies

do not make political  
donations public

28

US companies

do not reveal their  
political donations

## TECH SECRECY

#?

Amazon, Apple, Google and  
IBM all fail to publish a full  
list of countries where their  
subsidiaries operate

# NATIONAL INTEGRITY SYSTEM



LEGISLATURE

EXECUTIVE

JUDICIARY

PUBLIC SECTOR

LAW ENF. AGENCY

ELECTORAL MGMT. BODY

SUPREME AUDIT INST.

POLITICAL PARTIES

MEDIA

CIVIL SOCIETY

BUSINESS

ANTI-CORRUPTION AG.

OMBUDSPERSON

FOUNDATIONS: POLITICS - SOCIETY - ECONOMY - CULTURE



# 1. CAPACITY

## a. Resources



## b. Independence



# 2. GOVERNANCE

## a. Transparency



## b. Accountability



## c. Integrity Mechanisms



# 3. ROLE

## Pillar specific



**MONEY, POLITICS,  
POWER: CORRUPTION  
RISKS IN EUROPE IS A  
COMPREHENSIVE  
ASSESSMENT OF HOW 25  
EUROPEAN STATES ARE  
FARING IN THE FIGHT  
AGAINST CORRUPTION**

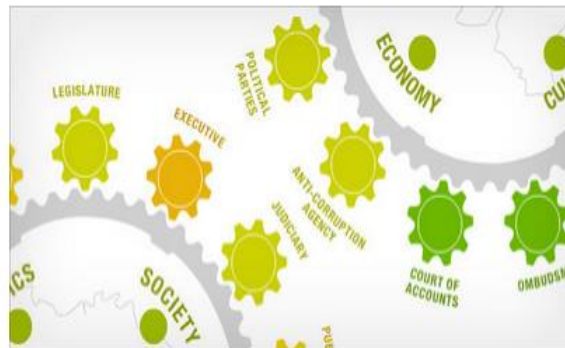
## WATCH THE VIDEOS



### REPORT



### NATIONAL RESULTS



### IN DETAIL



# HOW MUCH DOES CORRUPTION COST??

## How big is \$1trillion?

A stack of one trillion one dollar bills would stand 67,866 miles high, or reach roughly **a third of the way to the moon.**

**#TrillionDollar**



**TRILLION  
DOLLAR  
\$CANDAL**

**ONE**

**ONE.ORG/SCANDAL**



# BRIBERY HURTS DEVELOPMENT

In countries where bribery is common, progress on the Millennium Development Goals is slower, depriving people of even the most basic services.\*

## % OF POPULATION WHO PAID A BRIBE IN THE PAST YEAR\*\*


LESS THAN 30%

30% - 60%

MORE THAN 60%


### WOMEN DYING IN CHILD BIRTH

Average maternal mortality rate per  
100,000 live births in 2010.



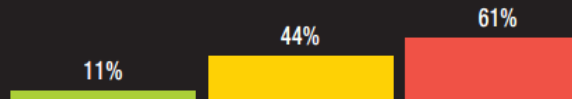
### YOUNG PEOPLE WHO CAN'T READ

Illiteracy rate of 15-24 year olds  
(%) in 2010/2011.



### PEOPLE WITHOUT TOILETS

Proportion of the population who did  
not have access to sanitation in 2011.



\*Data for bribery and MDG indicators available at the country level. Sample size for data available: Bribery - 91 countries; Maternal mortality rate - 91 countries; Youth literacy rate - 52 countries; Access to basic sanitation - 83 countries; Access to safe water - 87 countries. All data for the MDGs is based on available official UN indicators used to track country progress. For more information, see: <http://mdgs.un.org/unsd/mdg/host.aspx?Content=Data/snapshots.htm>.

\*\*People who reported paying a bribe in the last 12 months. Source: Global Corruption Barometer 2013.

Icons: Creative Commons, Andrew McKinley and Murat Yalcin from The Noun Project.

Corruption is holding my country back



Corruption is causing lost opportunities for my generation



Corruption is a necessary part of functioning in society



Corruption is jeopardizing the job, family or physical security of me or someone I know



# **Where are we heading?**



## **What works to stop corruption?**

## **How can we use research to stay ahead of the curve?**

## **How do we motivate people to stand up to it?**



## How clean, how open?

Scores, 100 = ideal

2014

	Lobbying transparency	Corruption perceptions
Britain	34	78
Poland	29	61
Netherlands	25	83
France	24	69
<b>Germany</b>	<b>13</b>	<b>79</b>
Italy	11	43
Spain	10	60

Source: Transparency International





THANK YOU!  
KEEP FIGHTING